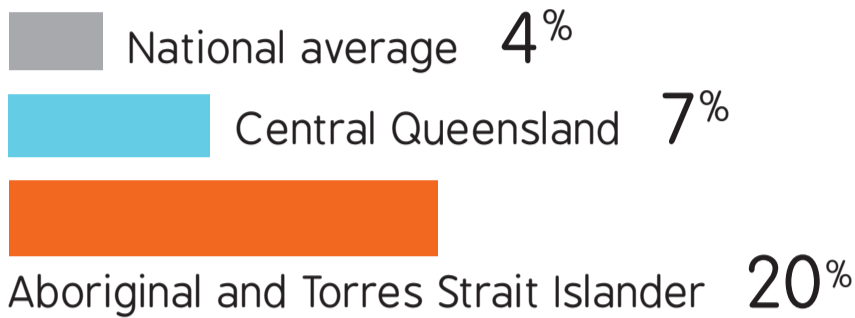


Teen pregnancies are double the national average in CQ



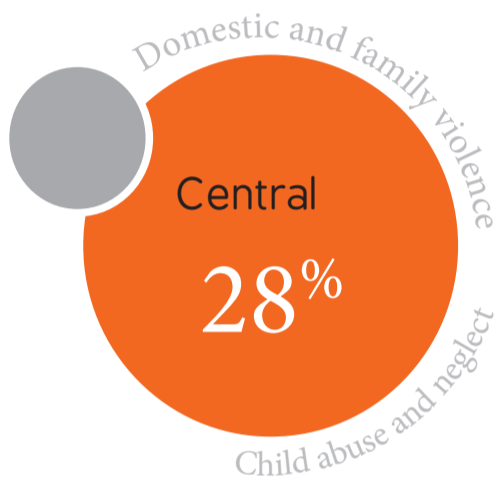
High rates of lower than normal birthweight



CQ babies are more likely to have:

- a low birthweight of less than 2500g or 5lb 8oz
- inhibited growth and cognitive development
- chronic disease in later life, e.g. obesity, type 2 diabetes

High rate of Child Protection Orders



- CQ children are 28% more likely to be under a Child Protection Order (CPO) than the Queensland rate
- CQ Indigenous kids are 5 times more likely to be under a CPO

1 in 4 children aged 5 to 17 are overweight or obese



- disadvantaged areas are 2.2 times higher

High rate of domestic violence

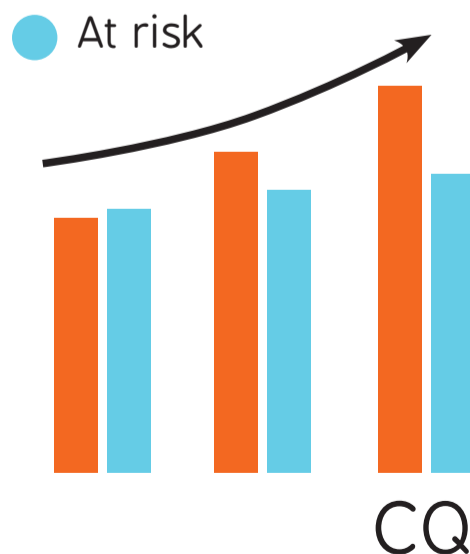
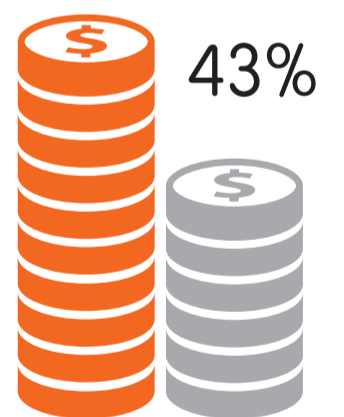


Kindy participation 2014



- Indigenous unemployment is 4x that of non-indigenous

Poverty, social exclusion and disadvantage



- 43% of children 0-15 years in relative poverty (less than 60% of median income). 17% of those less than 50% of median income
- CQ is higher than state and nation on both measures

## COMMUNITY LED SOLUTIONS

Every child deserves every chance to reach their full potential